



20 answers...

... to 20 important questions.


sweden & martina
IMPLANTOLOGY






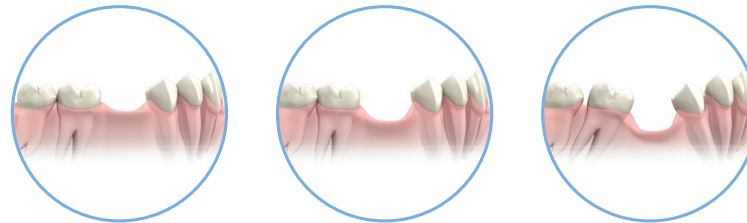
What happens to the bone when you lose a tooth?


01

The lack of one or more teeth causes a gradual reabsorption of the bone and of the gum around it.

As times passes, this phenomenon can cause a significant transformation of the facial features, since the tissues are not supported by the underlying bone structures anymore.

Moreover, the adjacent teeth will migrate towards the empty space causing not only an aesthetic misalignment but also difficulty in chewing.





„I was sure that implants would ruin my smile.
But nobody notices them“.
Lucia, 42



What is an implant?

02

It is a screw inserted in the upper or lower jaw by the dentist, to replace the natural root of a lacking tooth. It is usually made of medical Titanium, a highly biocompatible material that it is well accepted by organisms.

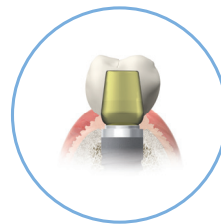
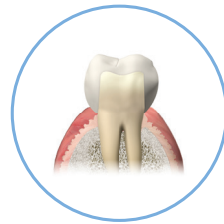
Titanium allergy cases are rare, but please discuss it with your dentist.



What are implants used for?

03

The implant works as root of the missing tooth. Once the implant is inserted, the dentist will anchor a post to it, and later apply the dental crown prepared by the dental laboratory. In this way the functional and aesthetic conditions of the natural tooth will be restored.





What happens to the implant once it has been inserted in the mouth?

04

Once the implant is inserted, the bone will adhere to it and will grow around it (osseointegration). However, in order to reach an optimal healing and a successful rehabilitation, it is essential to maintain an adequate oral hygiene during the treatment and to comply with the recommendations received by your dentist.

Smoking represents a contraindication. If you cannot quit, please discuss it with your dentist.

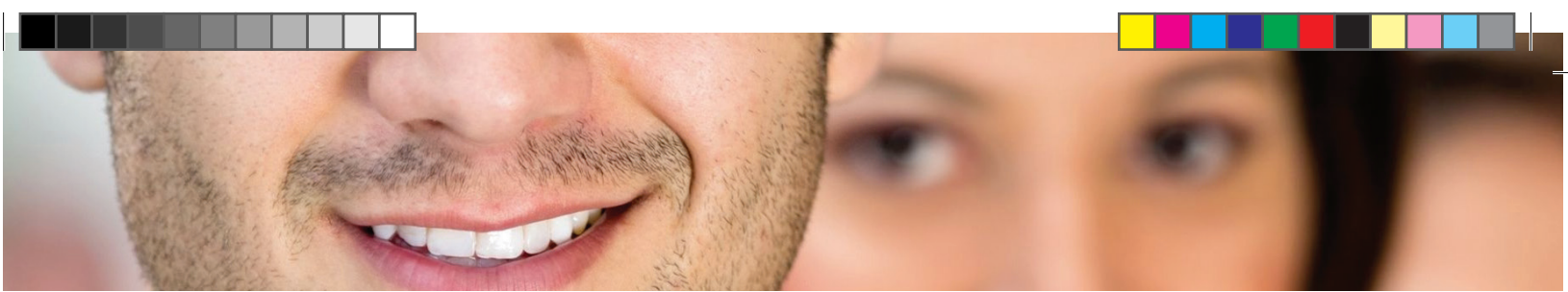
05

Which materials are used for the restorations on implants?

The fixed prostheses anchored to the implants are generally built around a metallic (usually noble alloys or titanium) or ceramic material core.

The morphology of the tooth is rebuilt with ceramic materials in order to recreate as much as possible the aesthetics and the functionality of the natural teeth.





What are the advantages of the implant therapy?

06

Thanks to the implant you will have a beautiful smile again. You will talk freely, and you will chew any food easily. In the case of replacement of multiple elements, the implants-supported therapy will eliminate the need of a bridge, avoiding damaging your healthy adjacent teeth by filing them down, modifying irreversibly their morphology. In the case of a full-arch restoration, the implants will anchor and stabilize the prosthesis itself. Moreover, the bone level and the gums around the implant will be preserved throughout the time.



„I broke an incisor playing football and I was very scared not to be able to feel as before. Now I have an implant and I must say that I've completely forgotten about it. And next Sunday I'm going to score two goals“!
Matteo, 18

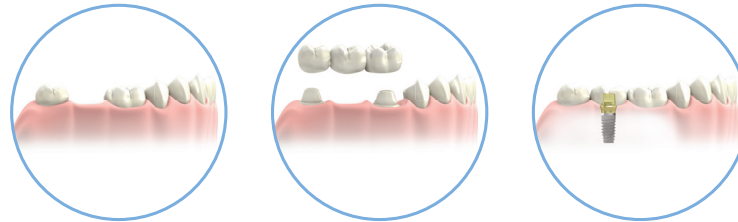


What are the alternatives for replacing a single tooth?

07

The lack of a single tooth can be treated with different therapeutical methods, according to the condition of the adjacent teeth. Your dentist will find the most appropriate solution for your case.

It is appropriate to consider that the insertion of a single implant will avoid the reabsorption of the bone in the portion in which the tooth has been extracted. The alternative to the implant therapy would be to cement a bridge on the adjacent teeth, but this would imply a very invasive operation on those elements.

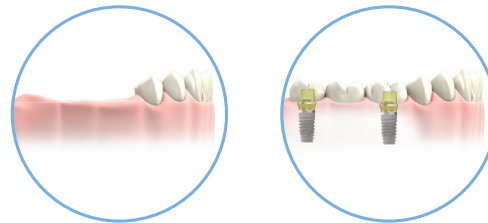




What are the therapeutic alternatives to replace more adjacent teeth?

08

When two or more contiguous teeth are missing, the health of the remaining teeth and their distribution in the oral cavity should be considered before placing a bridge on the natural teeth. Alternatively, the dentist can insert an implant for each tooth or create supports on which a long span bridge can be fixed, maintaining the bone thus avoiding a rapid reabsorption.





„I was convinced that with the passing of the years I wouldn't be able to eat every kind of food. I discovered that implants can solve this problem because I feel my teeth are stable, whatever I do“.
Massimo, 72

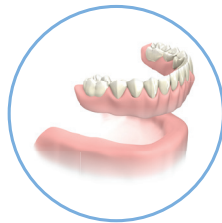


What are the therapeutical options to replace all the teeth of an arch?

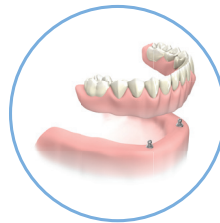
09

In the case of total edentulism, that is the lack of all teeth of an arch, you can benefit from the implantological therapy if you choose a fixed and a removable prosthesis solution. The fixed prosthesis is possible on a number of implants which is adequate to the quality and quantity of the available bone. The fixed prosthesis restores functionality and aesthetics in the most suitable way.

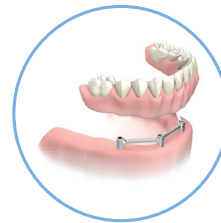
The removable prosthesis anchored on implants is an optimal solution for those people who already have an overdenture and want to solve all problems which arise when eating or speaking.



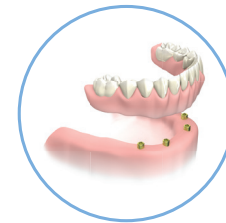
Removable prosthesis



Removable prosthesis anchored on implants and ball attachments



Removable prosthesis anchored on bar



Removable prosthesis anchored on Locator



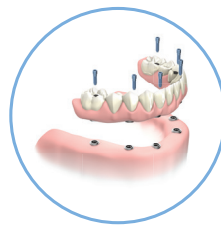
Your dentist will show you the solutions to anchor a removable prosthesis on two or more implants at the moment of choosing the most suitable one depending on the anatomy of your oral cavity.

With a fixed full-arch prosthesis, functionality and aesthetics will be restored in the most suitable way. The great stability, together with the small dimensions, gives you the ability to speak without difficulties. Moreover, the internal support of the lips will restore the shape and proportions of the face, and consequently gives you a younger and healthier look. Thorough cleaning of the implants is possible.

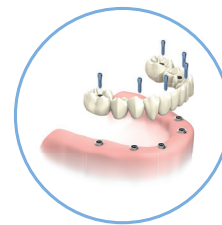
The prosthesis is not supposed to be removed at night; it is, however, necessary to undergo regular professional oral hygiene in the dental clinic.



Cemented or conometric fixed prosthesis



Fixed screwed prosthesis with the gum reproduced in resin



Fixed screwed prosthesis without the gum reproduced in resin




Can I receive implants on both the upper and lower jaw?

- 10 The rehabilitation with implants can be made in both upper and lower jaws. It is often that two elements rehabilitated with implants restore the natural bite. There is no problem, but the friction between the crowns is usually a bit different compared with the one of the natural teeth. This difference often depends on the material used.
- It is important to follow the medical examination plan defined by your dentist, in order to maintain the health of the implants and to have correct chewing.

Who can benefit from an implant therapy?

- 11 Everyone can benefit from an implant therapy, as long as the patient is in good health. There are no contraindications related to age, but it would be suitable to wait until the skeletal development phase is completed (not before 18-20 years of age). Also very old patients can receive implants, if they are healthy.





In which cases is implantology not recommended?

12

Systemic pathologies such as diabetes, osteoporosis and cardiovascular illnesses represent risk factors for the success of the implant therapy.

However, recent scientific literature reports cases of healthy implants also in the presence of those clinical conditions.

Please discuss it with your doctor and with your dentist in order to have an evaluation of your case.

Recent protocols have confirmed the effectiveness of the implant therapy also in patients who were submitted to chemotherapy and/or radiotherapy, as long as these concluded at least 12 months before.





„I’ve always been scared of dentists and for this reason I neglected myself, until I could no longer chew because I had lost a few teeth in the upper and in the lower jaws. I will always be grateful to my dentist for convincing me to insert the implants“!

Giorgio, 57



Is implantology painful?

- 13 During the insertion of the implant the dentist uses local anesthetics, which can prevent you from feeling the pain. During the first days after surgery, you may experience a slight swelling and a localized discomfort, which are easily manageable with ice and oral analgesics.

Is implantology dangerous?

- 14 After the insertion of the implant, your dentist will give you the most suitable pharmacological treatment in order to avoid infections and complications. However, there are some minor risks related to implantology, such as the rejection or the fracture of the implant and the need to insert a new one or the loosening of some components screwed to the implant. It is always recommended that the patient is careful during chewing and avoids particularly hard food in order not to generate mechanical damages to implants and prosthesis. In any case, those problems can be easily managed by your dentist.



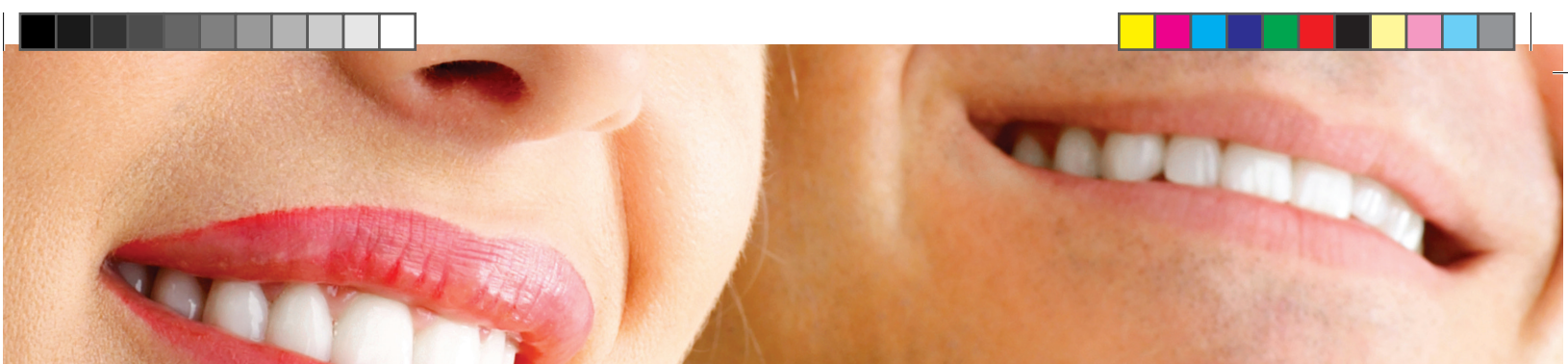
Is implantology expensive?

- 15 It depends on the complexity of your case, on the number of implants required and on the type of prosthesis needed. In any case there are different solutions according to the needs and the economic situation of each patient. Please discuss it with your dentist. You will find the more suitable treatment plan.
- In the most demanding cases, many Credit Institutes offer different loan programs.

How will my mouth look during the implant treatment?

- 16 Once the implant is inserted, in most cases it will be possible to apply a temporary prosthesis, which will allow you to go out from the dental clinic with a smile and feeling comfortable. With the temporary prosthesis, you can live your life as before without significant changes. When the final prosthesis is applied, it will restore the aesthetic and functional situation of your natural teeth.





How will I take care of my implants?

- 17 The most important aspect is the observance of a good oral hygiene. Please follow the directions of your dentist carefully on how to clean the implants after every meal in order to avoid an accumulation of plaque and bacteria. It is also important to go for periodical checks and professional sessions of oral hygiene.
- Smoking is another important issue. It must be rigorously avoided during the whole period of the implant healing, and also after the healing, smoking represents a risk for the health of the implants.




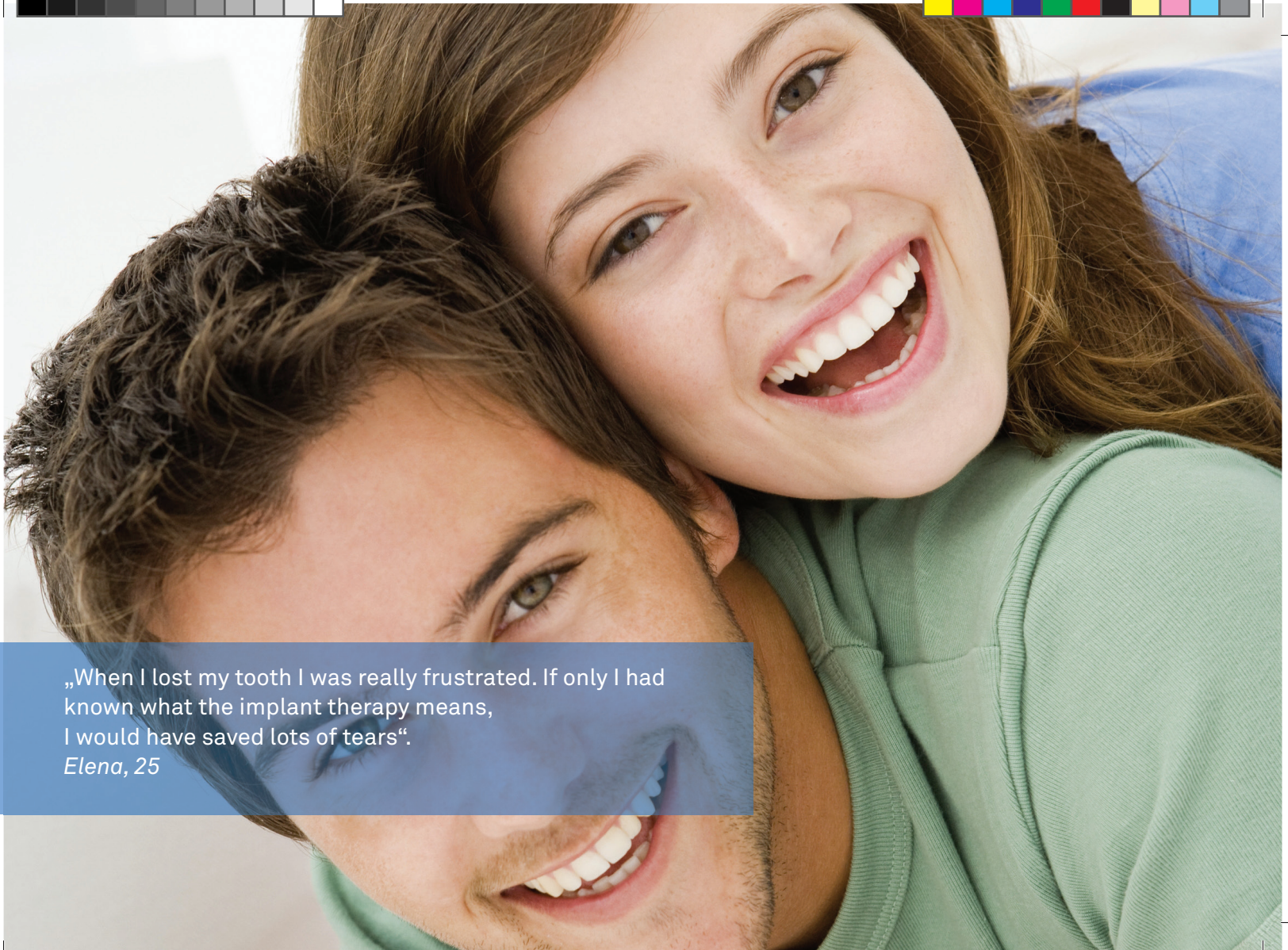
How will my life change after the implant therapy?

- 18 The advantage of the implant-prosthetic rehabilitation is the possibility for the patient to restore the quality of life he had before. You will talk normally and smile without fears. You will follow a normal diet and eat your favorite meals. Everyone will think that you have your natural teeth. There are no contraindications for practicing any kind of sport; however, in the first weeks of healing, it is recommended that the patient avoid particularly hard sports or activities in order to prevent traumas to the implants while they are still osseointegrating.

How long will my implant last?

- 19 In the literature there are some cases of implants which had been inserted 25 years ago and are still functioning. It depends a lot on the hygiene level of the patient and on the correct maintenance of the implants through periodical checks and professional sessions of oral hygiene.





„When I lost my tooth I was really frustrated. If only I had known what the implant therapy means, I would have saved lots of tears“.

Elena, 25



40 Years of growth.

For more than 40 years Sweden & Martina has invested in resources, facilities and high technology equipment. Today we represent the most advanced industrial and scientific model in Europe in the implantology field. The focus of the scientific research and many prestigious collaborations have led to the development of unique, innovative and reliable products.


sweden & martina
I M P L A N T O L O G Y



What is your question?

20

In this brochure we offered an answer to the frequently asked questions on implants and implantology, but we are all different and we have specific questions. If one of your questions was left unanswered, call us at the number [+39 049 9124300](tel:+390499124300) or write at info@sweden-martina.com. We will be glad to help you.






sweden & martina
I M P L A N T O L O G Y

Sweden & Martina S.p.A.

Via Veneto, 10
35020 Due Carrare (PD), Italy
Tel. +39.049.9124300
Fax +39.049.9124290
info@sweden-martina.com
www.sweden-martina.com

Sweden & Martina Mediterranea S.L.

Sorolla Center, Oficina 801
Avda Cortes Valencianas 58, 8pl
46015-Valencia, Spain
Tel. +34.96.3525895
Tel. 900993963
info.es@sweden-martina.com

Sweden & Martina Ltd

Basepoint Business Centre Crawley
Metcalf Way, Crawley,
West Sussex, RH11 7XX, UK

info.uk@sweden-martina.com

Sweden & Martina Inc.

c/o DCI Management
301 Pleasant St.
Abbottstown, 17301 PA, US
Toll free 844-8MARTINA
844-862-7846

info.us@sweden-martina.com

rev. 07-16

